

Nov 2016

Terraflake is a durable flooring system. It provides a multi fleck chip finish that hides defects and dirt. It's clear topcoat ensures a bright finish and an easy clean floor.

Please read the tech data and specification for full details. However in short form the system is made up from:


1. Surface grinding and preparation.
2. Base coat of epoxy in white or grey or beige or other
3. Second coat of epoxy in white or grey or beige or other
4. Blended flakes are cast into the wet second coat surface evenly.
5. Coats of a clear finish are applied.

The contractor blends flakes to mixed colour formulas as provided by Allnex. Or they blend special colours as required. A very large range of mixed blend colours may be made.

The blending of the flakes is from 8 base plain colour flakes: (printed colour reproduction variable).



Black



White




Beige




Royal Blue




Bone



Brown



Grey




Teal




Example:


Terraflake **Autumn:**

- Grey epoxy base
- Flakes of White , Grey, Brown





Basalt



Hardtack



Outback



Keyz




Silhouette




Mamba




Checker




Pitch




Greymist




Bass



Broadbeach




Tasman




Glacier



Oceania




Seine




Orion




Huka




Whio



Gravel



Bering




Autumn




Flicker




Bauxite




Rosinite



Otago



Kalahari



Caramel



Bondi



Flicker Tile