

Vinyl and Floor Polishing Machines.

Scrubbing, Polishing, Burnishing and Sanding

Polivac, Sandivac, Mustang Floor Polishers, Cleaners & Scrubbers.
The Sandivac version is used for floor sanding

Nuplex Freephone 0508-882288
Www.nuplexconstruction.co.nz



FLOOR POLISHERS

FLOOR POLISHERS

POLIVAC MUSTANG C25



ZC25-PAD
ZC25-BAS

The Mustang C25 features an offset motor that provides exceptional balance and starting torque, and facilitates smooth operation. The unique direct gear drive builds reliability into every Polivac machine.

Long life and ease of servicing are standard with all Polivac machines, as well as a two year guarantee.

Comes complete with either pad drive or bassine brush.

Specifications:	C25
Motor	1000W
Pad size	40cm
Pad speed	420rpm

POLIVAC SUCTION PV25



ZPV25-PAD
ZPV25-BAS

A powerful combination polishing machine and vacuum cleaner for Hospitals and Clean room environment. The offset motor provides exceptional balance and starting torque, and the unique bypass vacuum motor means liquids cannot damage the motor.

Long life and ease of servicing and a two-year guarantee are additional benefits of this machine.

Comes complete with vacuum bag and pad drive or bassine brush.



PV25
1000W
45cm
420rpm

POLIVAC DOMINATOR SL1600 STINGRAY SL2000



ZSL1600
ZSL2000

The Dominator & Stingray achieve a fantastic "wet look shine", and while burnishing repairs micro-scratches efficiently and quietly.

Both feature an in-built vacuum system, perfect for schools, hospitals, hotels and smaller supermarkets and retail areas.

Due to the compact size, lightweight construction and additional T' wheels for stairs, these machines are easy and comfortable to use.

Well balanced, the Dominator and Stingray are also highly manoeverable.

Of course, long life, durability and ease of service is built into every Polivac machine.



SL1600	SL2000
1800W	1800W
40cm	50cm
1700rpm	1500rpm



HAND & FLOOR PADS

Floor Pad Maintenance

Floor Pads may seem like a simple and straight forward product to use, but there are some things you may not know that will help you get the most out of your pads and your floors...

It goes without saying that a dirty floor should never be burnished because you will buff the dirt into the coating. However, no matter how clean a floor is - during buffing the buff pad will fill up with dust particles. If a pad is not being turned over and cleaned as indicated below, the pad will fill up completely with dust and small, hard particles will appear on the pad. These hard particles will create scratches in the film and consequently damage the coating.

Therefore every pad should be inspected at least every hour of buffing for wear and tear, trapped foreign objects, dirt build-up, burned polish residue etc. We recommend you follow this procedure:

- 1) Use a new pad and burnish for a maximum of one hour.
- 2) Turn pad over and burnish for a maximum of another hour.
- 3) Remove pad and install new pad and proceed as indicated.
- 4) After you finished buffing, clean used pads by using either the middle circular section of the floor pad or a scrub pad or brush to remove hard particles. Rinse the pad thoroughly with water. Hang the pad in order to let it dry thoroughly.
- 5) Do not use pads that are less than half their original thickness.

By following this procedure you can expect longer use out of your pads, better burnishing results and less dust creation.

POLISHER ACCESSORIES

PAD DRIVES & BRUSHES

Polivac

Instalock 16" Pad Drive
Instalock 16" BassineBrush

(KPC4012)
(KVP585)



Busy Bee

16" Pad Drive
16" BassineBrush

(IBB16PDRIVE)
(IBB516)



Standard Floor Pads

Floor pads to suit any floor polishing or scrubbing machine with a pad drive fitted. Different colours are used for different purposes:



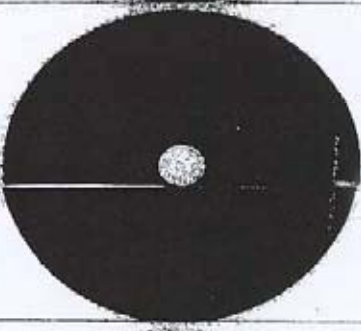


- Blue - for cleaning
- Red - for buffing
- White - for a high gloss buffing
- Tan - for spray buffing
- Black - for stripping
- Green - for scrubbing
- Brown - wet or dry Stripping

Sizes:

- 12" / 30cm (SPAD12)
- 13" / 33cm (SPAD13)
- 14" / 36cm (SPAD14)
- 15" / 38cm (SPAD15)
- 16" / 41cm (SPAD16)
- 17" / 43cm (SPAD17)
- 18" / 46cm (SPAD18)
- 19" / 48cm (SPAD19)
- 20" / 51cm (SPAD20)



FLOOR PAD GUIDE

	<p>BLACK</p>	<p>STRIPPING</p>	<p>A very aggressive stripping pad to remove all finish, sealer and contaminants from floor surface</p>
	<p>GREEN</p>	<p>SCRUBBING</p>	<p>Heavy Duty Wet Scrubbing Pad to remove surface coat, ground-in dirt and scuff marks</p>
	<p>Often Supplied with Unit RED</p>	<p>BUFFING</p>	<p>Dry buffing, spray buffing or light scrubbing to remove scuff marks or dirt and restore shine</p>
	<p>TAN</p>	<p>POLISHING</p>	<p>Use for dry polishing to buff away light soil to create a high luster</p>
	<p>WHITE</p>	<p>SUPER POLISHING</p>	<p>Use for dry polishing for a high gloss finish</p>

The Sandivac SV25 is a versatile floor sander for sanding timber and for “dusting off” floor leveling compounds.

The SV25 is 16”, 410mm.


405mm sanding discs in various grit sizes may be supplied by Nuplex

The machine can also be used with pads for scrubbing and polishing.

The Bassine brush unit can also be used for scrubbing of floors, including concrete.

Sanding discs are held on the velco main drive.
The cleaning pads are held by the “spiked” pad drive.
The Bassine brush is held on the main unit.

nuplex



POLIVAC SANDIVAC

SV25

ZSV25 (Std)
ZSV30 (High Speed)

The Polivac Rotary Suction Sander has a reputation as being the most efficient and reliable floor sander in it's price range.

Patented off-set motor position ensures that the starting torque is counter balanced and therefore provides the operator with an easy-to-use, well balanced machine. With the vacuum motor turned off, the Sandivac can be used for scrubbing and stripping.

Specifications:

Pad drive	192rpm (Std) 350rpm (Hi-speed)
Motor	1100W
Vac Motor	300W by-pass motor

